

2018

Springfield Technical Community College
Department of Institutional Effectiveness

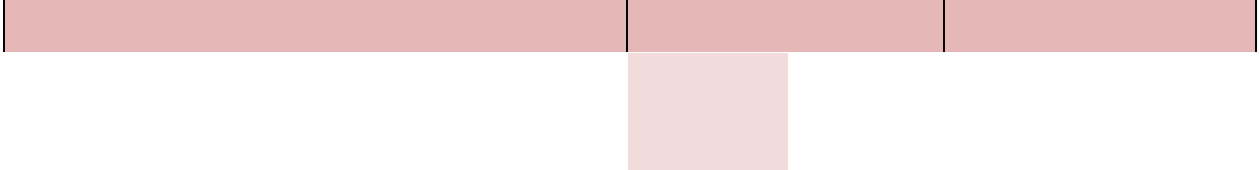
[GRADUATING STUDENT SURVEY RESULTS]

Executive Summary

Survey Respondents and Response Rate: 385 graduating students took survey
Of the 592 students at Cap &









Institutional Effectiveness

In response to a question about how well their STCC education had prepared them for employment or further education, only 6 students reported being either somewhat or very unprepared. Approximately 70% of all award recipients said they were very well prepared. Students of color reported higher levels of being very well prepared to continue their education than white students (Hispanic: 71%, black: 70%, white: 66%).

Educational Preparation	Associates (n = 234)	Certificates (n = 24)
Very well prepared	167 (71%)	16 (66%)
Somewhat well prepared	63 (27%)	8 (33%)
Somewhat unprepared	0 (0%)	0 (0%)
Very unprepared	0 (0%)	0 (0%)
Total	234	24




along

Get



We also asked





Certificate Recipients:



What factors helped you succeed in completing your STCC education?	Not a factor (1)	Minor factor (2)	Major factor (3)	Mean
Faculty and/or instructors (in class time)	3%	22%	75%	2.72
Family inspiration, support, or encouragement	8%	22%	69%	2.61
In class experience and activities	11%	18%	71%	2.61
Being a role model for others	6%	31%	63%	2.57
Other, non family inspiration, support, or encouragement	6%	33%	61%	2.56
Out of class homework and projects	11%	28%	61%	2.50
Academic advisors	11%	29%	60%	2.49
Classmate inspiration, support, or encouragement	8%	39%	53%	2.44
Faculty and/or instructors (out of class time)	17%	22%	61%	2.44
Campus activity group or club	26%	14%	60%	2.34
Internship, clinical placements, or other career/program related experience	23%	23%	54%	2.31
College staff (not faculty or advisors)	17%	40%	43%	2.26

Appendix I: Graduate Survey

Congratulations on your degree! We want to learn more from you to improve the college, programs, and courses so that even more students can be successful at STCC. Thank you in advance for sharing your thoughts and experiences!!


As you graduate, you become a STCC alumni member. We would like to hear from you about your experience at STCC and the courses you took.





Institutional Effectiveness

Q5 Continuing Education: If you are pursuing additional education (within the year) upon receiving your degree or certificate from



Institutional Effectiveness

Q11 As a result of your education at STCC, how prepared do you feel in your CURRENT employment?

- Very well prepared
- Somewhat prepared
- Somewhat unprepared
- Very unprepared
- STCC education had no role in preparing me for my CURRENT employment

If students answered that they had secured new employment, they were also asked Q12, Q13, and Q14.

Q12 Is your NEW position full or part time?

- Full Time
- Part Time

Q13 Is your NEW job related to the STCC degree/certificate you completed?

- Yes, it is directly related.
- It is somewhat related.
- No, it is not related.

Q14 As a result of your education at STCC, how prepared do you feel in your NEW employment?

- Very well prepared
- Somewhat prepared
- Somewhat unprepared
- Very unprepared
- STCC education had no role in preparing me for my NEW employment

Q15 Which barriers did you have to overcome to complete your STCC education? Please indicate if each was: Not a barrier, Minor barrier, or Major barrier.

	Not a barrier	Minor barrier	Major barrier
I was not academically prepared when I started			
I had not been in school for a long time			
My academic or career goals were unclear			
Expectations of me were too low			
It took me a while to find the program I wanted to complete			
After selecting my program, I had trouble finding the best path for completing it			

--	--	--	--



Institutional Effectiveness

<p>Campus activity group or club</p> <p>Classmate inspiration, support, or encouragement</p> <p>Family inspiration, support, or encouragement</p> <p>Other, non family inspiration, support, or encouragement</p> <p>Being a role model for others</p> <p>Other (please describe)</p>			
---	--	--	--

Q17 Ethnicity (This information is used for statistical purposes only and is optional.) Please choose one answer.
 Hispanic or Latino/a
 NOT Hispanic or Latino/a

Q18 Race (This information is used for statistical purposes only and is optional.) Please choose one or more answers.
 American Indian or Alaska Native
 Asian
 Black or African American
 Native Hawaiian or other Pacific Islander
 White

Q19 Gender Identity (This information is used for statistical purposes only and is optional.) Please choose one answer.
 Male
 Female
 Other

Q20 WHEN YOU BEGAN your education at y

Q20 Please

Q20 Please

Q20 for

Appendix II: Graduate Respondents by Credential and Program

No. Associates by Program	
LTGS.AA	56
NURS.AS	24
LECJ.AS	21
LTTR.AA	19
BTCM.AS	13
BUSN .AS	12
CITS.AS	12
ARBT.AS	12
DHGY.AS	11
MECH.AS	10
HTHC.AA	8
CART.AS	8
ACCT.AS	6
DAUD.AS	6
TPRD.AS	6
OCCP.AS	6
RSPC.AS	6
SURG.AS	6
HTHC.GS	6
CHLD.AS	5
AUTM.AS	5
CSET.AS	5
ENGY.AS	5
DMIR.AS	5
FINE.AA	4
LEOT.AS	4
PTAS.AS	4
CSCI.AS	4
ENGR.AS	4
HIIM.AS	4
CLLS.AS	4

No. Associates by Program	
ENTM.AS	3
MANG.AS	3
MCBS.AS	3
POAA.AS	3
PROG.AS	3
DPHO.AS	3
ELEC.AS	3
DMIS.AS	3
EDSE.AA	2
PMGT.AS	2
BIOL.AS	2
BIOT.AS	2
MDVT.AS	2
ENGS.AS	2
LAND.AS	2
UWWL.AA	1
ESET.AS	1
FIRE.AS	1
MATH.AS	1
No Response	2
<i>Total</i>	<i>345</i>

No. Certificates by Program	
COSM.CRT	6
MEDA.COC	6
ENGY.COC	5
DAST.CRT	3
CLER.CRT	2
MEDC.COC	2
CNCO.COC	2
MOAA.COC	1
AUTO.COC	1
DPHO.COC	1
EROB.COC	1
LECI.COC	1
CITS.COC	1
No Response	4
<i>Total</i>	36